

# Safety Data Sheet

## Diamond Sulf OT 20 HS

Section 1 - IDENTIFICATION OF THE SUBSTANCE AND OF THE COMPANY	
<b>1.1 Product identifier :</b>	
<b>• Product name :</b>	Diamond Sulf OT 20 HS (DS OT 20 HS)
<b>• Substance Name</b>	Sulfur, homopolymer Distillates (petroleum), hydrotreated heavy naphthenic
<b>• EC#</b>	Distillates (petroleum), hydrotreated heavy naphthenic : 265-155-0
<b>• CAS#</b>	Sulfur, homopolymer : 9035-99-8 Distillates (petroleum), hydrotreated heavy naphthenic : 64742-52-5
<b>• REACH Registration number</b>	<b>Sulfur :</b> 01-2119487295-27-0112 <b>Distillates (petroleum), hydrotreated heavy naphthenic :</b> 01-2119467170-45-0031 01-2119467170-45-0019
<b>1.2 Relevant identified uses of the substances or mixture and used advised against :</b>	
<b>• Recommended use :</b>	Vulcanizing agent
<b>• Recommended restrictions :</b>	None known
<b>1.3 Details of supplier of the safety data sheet :</b>	
<b>• Manufacturer details :</b>	Oriental Carbon & Chemicals Limited SEZ Division : survey No 141, Paiki of Mouje Village Taluka Mundra, Mundra SEZ, District Kutch, Gujarat-370421 India Telephone: +91-8980033912 / 13, +91-8980033926 / 63  Oriental Carbon & Chemicals Limited Plot No. 3 & 4, Industrial Estate, Phase-1 Dharuhera, Rewari Haryana, 123106, India Telephone: 91-1274-242109, 242250-51
<b>• Only Representative details :</b>	Momaja s.r.o. trading as ELC GROUP Karolinská 650/1, Prague 8, 186 00, Czech Republic, Phone: +420 22 491 0000 Fax: +420 22 491 0671 E-mail <a href="mailto:reach@elc-group.com">reach@elc-group.com</a>
<b>1.4 Emergency Telephone :</b>	
<b>• Emergency telephone &amp; contact :</b>	<b>Mr. Sudeep Dasgupta</b> Emergency telephone no: +91 120 2446850 / +91 8882577599 Email : <a href="mailto:sudeep@occlindia.com">sudeep@occlindia.com</a>
<b>Section 2 - HAZARDS IDENTIFICATION</b>	
<b>2.1 Classification of substance or mixture according to Regulation (EC) No 1272/2008 (CLP) :</b>	
<b>Hazard categories and codes :</b>	Not Classified hazardous as per Regulation (EC) No 1272/2008 (CLP)
<b>2.2 Labeling according to Regulation (EC) No 1272/2008 (CLP) :</b>	
<b>Hazard Pictogram :</b>	<b>No signal word</b> No pictogram available
<b>Hazard Statements :</b>	The product is not classified as dangerous

# Safety Data Sheet

## Diamond Sulf OT 20 HS

<b>Precautionary Statements :</b>	The product is not classified as dangerous. However, general precautionary measures to be taken
-----------------------------------	-------------------------------------------------------------------------------------------------

<b>2.3 Other hazards :</b>	Not known.
----------------------------	------------

### Section 3 - COMPOSITION/INFORMATION ON INGREDIENTS

Constituent	CAS No.	EC No.	Typical Concentration	Classification according to Regulation (EC) No 1272/2008 (CLP)	Remarks
Sulfur, homopolymer	9035-99-8	-	80%	-	None
Distillates (petroleum), hydrotreated heavy naphthenic	64742-52-5	265-155-0	20%	Carcinogenic 1B; H350	*Note L is applicable.

**Note L:** The classification as a carcinogen need not apply if it can be shown that the substance contains less than 1 mg/kg (0,0001 % by weight) BaP, or, less than 10 mg/kg (0,001 % by weight) of the sum of all listed PAHs (based on ANNEX XVII TO REACH – Conditions of restriction) as measured by the standard EN 16143:2013 (Petroleum products — Determination of content of Benzo(a)pyrene (BaP) and selected polycyclic aromatic hydrocarbons (PAH) in extender oils — Procedure using double LC cleaning and GC/MS analysis)

Since the substance meets this criteria, it **WILL NOT** be classified as Carcinogen

### Section 4 - FIRST AID MEASURES

#### 4.1 Description of First Aid measures :

<b>• General measures :</b>	In case of persisting adverse effects, consult a physician. Remove contaminated clothing and shoes immediately, and launder thoroughly before reusing.
<b>• Eye contact:</b>	Dust contact with eye may cause irritation; wash with plenty of water and go in open air, in case of severity take medical advice.
<b>• Skin Contact:</b>	Prolong contact with skin may result in irritation. Wash immediately with plenty of water.
<b>• Inhalation :</b>	Inhalation of dust may cause uneasiness and breathing discomfort. Take the victim in to open atmosphere, In case of severity consult doctor.
<b>• Ingestion:</b>	Consult a physician if expose to this substance and symptoms of irritation persist even after first aid measure.

#### 4.2 Most important symptoms and effects, both acute and delayed :

<b>•</b>	In case of fire SO <sub>2</sub> gas is release which may cause severe irritation to throat, eyes and skin. Immediately move the victim to the safe and open area, keep the body warm. In case of unconsciousness provide artificial respiration. Take medical help. It is strongly recommended to use appropriate Personal Protective Equipments (PPEs) while handling.
----------	-------------------------------------------------------------------------------------------------------------------------------------------------------------------------------------------------------------------------------------------------------------------------------------------------------------------------------------------------------------------------

#### 4.3 Indication of any immediate medical attention and special treatment needed :

<b>• Advice to physician:</b>	Symptomatic treatment is advised.
-------------------------------	-----------------------------------

### Section 5 - FIRE-FIGHTING MEASURES

#### 5.1 Extinguishing media :

<b>• Suitable extinguishing media :</b>	Use media that is appropriate for surrounding fire like CO <sub>2</sub> fire extinguishers, water spray, fog, dry chemical and regular foam.
<b>• Unsuitable extinguishing media:</b>	None known.

#### 5.2 Special hazards arising from the substance or mixture :

<b>•</b>	During a fire, irritating and highly toxic gases like SO <sub>2</sub> may be generated by thermal decomposition.
----------	------------------------------------------------------------------------------------------------------------------

# Safety Data Sheet

## Diamond Sulf OT 20 HS

### 5.3 Advice for fire-fighters :

- Use firefighting procedure that is appropriate to treat surrounding fire, all fire fighters should use self contained breathing apparatus. In case of face mask it is recommended that face mask with SO<sub>2</sub> cartridge to be used.

## Section 6 - ACCIDENTAL RELEASE MEASURES

### 6.1 Personal precautions, protective equipment and emergency procedures :

- |                                                                                                |                                                                                                                                                                                                                                                                                                                                                                                                                                                               |
|------------------------------------------------------------------------------------------------|---------------------------------------------------------------------------------------------------------------------------------------------------------------------------------------------------------------------------------------------------------------------------------------------------------------------------------------------------------------------------------------------------------------------------------------------------------------|
| <ul style="list-style-type: none"> <li>• <b>Advice for non-emergency personnel:</b></li> </ul> | Avoid contact with eyes and skin by use of protective equipment.<br>Do not eat, drink, and smoke at working place.<br>Always wash hands after handling.<br>Wash contaminated clothing before re-using.<br>Take care of proper disposal product.                                                                                                                                                                                                               |
| <ul style="list-style-type: none"> <li>• <b>Advice for emergency responders:</b></li> </ul>    | Wear personal protective equipment (as mention in section 8.2.2).<br>Ventilate the area.<br>Evacuate personnel to safe areas.<br>No action shall be taken involving any personal risk or without suitable training.<br>Keep unauthorized personnel away.<br>Prevent dust cloud.<br>ELIMINATE all ignition sources (no smoking, flares, sparks or flames in immediate area).<br>Using non-sparking tools transfer spilled materials to a leak proof container. |

### 6.2 Environmental precautions :

- Prevent leakage or spillage if safe to do so.
- Do not let product enter drains.
- Discharge into the environment must be avoided.
- Keep material in proper packing and ventilated storage.

### 6.3 Methods and material for containment and cleaning :

- **Small Spill:** Carefully shovel or sweep up spilled material and place in suitable container. Avoid generating dust. Use appropriate Personal Protective Equipment (PPE).
- **Large Spill:** Keep unnecessary people away; isolate hazard area and deny entry. Do not touch or walk through spilled material. Carefully shovel or sweep up spilled material and place in suitable container. Avoid generating dust. Use appropriate Personal Protective Equipment (PPE). See section 8. In case of contact with water, prevent runoff from entering into storm Sewers and ditches which lead to natural waterways. Neutralize Contaminated area and flush with large quantities of water. Comply with Applicable environmental regulations. Avoid any source of ignition and heat. In case of fire follow the measures.

## Section 7 - HANDLING AND STORAGE

### 7.1 Precautions for safe handling :

- |                                                                                                              |                                                                                                                                                                                          |
|--------------------------------------------------------------------------------------------------------------|------------------------------------------------------------------------------------------------------------------------------------------------------------------------------------------|
| <ul style="list-style-type: none"> <li>• <b>Advice on safe handling :</b></li> </ul>                         | Provide adequate ventilation in the area and prevent dust formation.<br>Wear suitable protective clothing while using.                                                                   |
| <ul style="list-style-type: none"> <li>• <b>Advice on hygiene :</b></li> </ul>                               | Keep container closed. Promptly clean up spills.<br>Do not ingest. Do not breathe dust.                                                                                                  |
| <ul style="list-style-type: none"> <li>• <b>Advice on protection against fire and explosion :</b></li> </ul> | Keep away from sources of ignition. Refrain from smoking.<br>Avoid static charge by friction or strike. Have proper earthing of the equipments which are used for handling this material |

### 7.2 Conditions for safe storage :

# Safety Data Sheet

## Diamond Sulf OT 20 HS

- Store the material in cool and dry place, have proper ventilation in the storage area.
- Avoid exposure to sunlight.
- Store the material away from acid, bases, oxidizing agents and amines.
- Keep away the material from source of ignition and heat.

### Section 8 – EXPOSURE CONTROLS/PERSONAL PROTECTION

#### 8.1 Control parameters:

<ul style="list-style-type: none"> <li>• <b>Exposure limits values:</b></li> </ul>	<p>DUST</p> <p>List of approved workplace exposure limits (WELs) / EH40 total respirable dust: TWA 10 mg/m<sup>3</sup></p> <p>List of approved workplace exposure limits (WELs) / EH40 respirable dust: TWA 4 mg/m<sup>3</sup></p> <p>Distillates (Petroleum) Hydro treated Heavy Naphthenic- OES*-TWA** 4.0mg/m<sup>3</sup> respirable dust</p> <p>Sulphur Homopolymer-OES*-TWA** None</p>
------------------------------------------------------------------------------------	---------------------------------------------------------------------------------------------------------------------------------------------------------------------------------------------------------------------------------------------------------------------------------------------------------------------------------------------------------------------------------------------------------

#### 8.2 Exposure control :

<ul style="list-style-type: none"> <li>• <b>Engineering measures :</b></li> </ul>	Handle in accordance with good industrial hygiene and safety practice. Use local exhaust ventilation if concentrations in air could exceed occupational exposure standard.
<ul style="list-style-type: none"> <li>• <b>Respiratory Protection :</b></li> </ul>	Use respiratory protection in case of insufficient exhaust ventilation or prolonged exposure.
<ul style="list-style-type: none"> <li>• <b>Hand Protection :</b></li> </ul>	Use suitable protective gloves as per the working condition details offered by various manufacturers.
<ul style="list-style-type: none"> <li>• <b>Eye protection :</b></li> </ul>	Wear tightly fitting safety goggles.
<ul style="list-style-type: none"> <li>• <b>Skin protection :</b></li> </ul>	Wear impervious clothing to prevent repeated or prolonged skin contact.
<ul style="list-style-type: none"> <li>• <b>Hygiene measures :</b></li> </ul>	Avoid contact with the skin and the eyes. When using, do not eat, drink or smoke. Wash hands before breaks and at the end of work day.

### Section 9 – PHYSICAL & CHEMICAL PROPERTIES

#### 9.1 Information on basic physical and chemical properties :

<ul style="list-style-type: none"> <li>• <b>Appearance :</b></li> </ul>	Pale yellow dustless fine powder with Specific Surface Area approx. 1 Sq. Meter.
<ul style="list-style-type: none"> <li>• <b>Odour :</b></li> </ul>	Characteristic Odour
<ul style="list-style-type: none"> <li>• <b>Odour threshold :</b></li> </ul>	N/A
<ul style="list-style-type: none"> <li>• <b>pH :</b></li> </ul>	Almost Neutral
<ul style="list-style-type: none"> <li>• <b>Melting point/Freezing point :</b></li> </ul>	114 -120°C
<ul style="list-style-type: none"> <li>• <b>Initial boiling point&amp; boiling range :</b></li> </ul>	Not applicable as it is solid.
<ul style="list-style-type: none"> <li>• <b>Flash point :</b></li> </ul>	MORE THAN 156°C
<ul style="list-style-type: none"> <li>• <b>Evaporation rate :</b></li> </ul>	Not at normal temperature
<ul style="list-style-type: none"> <li>• <b>Flammability :</b></li> </ul>	Not available
<ul style="list-style-type: none"> <li>• <b>Upper/lower flammability or explosive limits :</b></li> </ul>	Not available
<ul style="list-style-type: none"> <li>• <b>Vapour pressure :</b></li> </ul>	Not available
<ul style="list-style-type: none"> <li>• <b>Vapour density :</b></li> </ul>	Not available

# Safety Data Sheet

## Diamond Sulf OT 20 HS

• <b>Relative density :</b>	1.4 – 1.8
• <b>Solubility(ies) :</b>	Insoluble In Carbon Di-Sulphide
• <b>Partition coefficient: n-octanol/water</b>	Not available
• <b>Auto-ignition temperature :</b>	290°C
• <b>Decomposition temperature :</b>	More Than 250°C
• <b>Viscosity :</b>	Not Applicable
• <b>Explosive properties :</b>	Not classified
• <b>Oxidizing properties :</b>	Not classified
<b>Section 10 - STABILITY AND REACTIVITY</b>	
• <b>Reactivity :</b>	No data available.
• <b>Chemical stability :</b>	Under normal conditions the product is stable.
• <b>Possibility of hazardous reactions :</b>	When handled and stored appropriately no dangerous reactions are known.
• <b>Conditions to avoid :</b>	Avoid heat, flames, sparks and other sources of ignition. Avoid generating dust.
• <b>Hazardous decomposition products :</b>	Elevated temperatures or mechanical action may form vapors, mists or fumes which may be irritating to the eyes and respiratory tract. In case of fire, toxic and corrosive gases may be formed. Sulfur dioxide gas may be liberated from the product.
• <b>Incompatible materials :</b>	Strong oxidizing agents. Amines. Strong bases.
<b>Section 11 - TOXICOLOGICAL INFORMATION</b>	
• No data available.	
<b>11.2 Irritation /corrosion :</b>	
• <b>Eye:</b> Non-irritating.	
• <b>Skin:</b> Non-irritating.	
<b>11.3 Sensitization :</b>	
• <b>Skin:</b> Not expected to be sensitizing.	
<b>11.4 CMR effects (carcinogenicity, mutagenicity and toxicity for reproduction) :</b>	
• <b>Carcinogenicity:</b>	Not classified as carcinogen.
• <b>Mutagenic effects :</b>	Not classified as a mutagen.
• <b>Reprotoxic effects:</b>	Not found to be reprotoxic.
<b>11.5 Other toxic effects on humans :</b>	
• <b>Inhalation:</b>	No data available.
• <b>Eyes:</b>	Dust contact with the eyes can lead to mechanical irritation.
• <b>Ingestion:</b>	May cause irritation of the gastrointestinal tract.
• <b>Chronic toxicity:</b>	No data available.

# Safety Data Sheet

## Diamond Sulf OT 20 HS

<b>11.6 Specific target organ toxicity :</b>	
• <b>Single exposure:</b>	No experimental or epidemiological sufficient evidence for specific target organ toxicity.
• <b>Repeated exposure:</b>	No experimental or epidemiological sufficient evidence for specific target organ toxicity.
<b>11.7 Aspiration hazard :</b> No data available.	
<b>Section 12 - ECOLOGICAL INFORMATION</b>	
<b>12.1 Ecotoxicity :</b>	
•	No data available for product
<b>12.2 Persistence and degradability :</b>	
•	Information not available for final product.
<b>12.3 Bioaccumulative potential :</b>	
•	Information not available for final product.
<b>12.4 Mobility in soil :</b>	
•	Information not available for final product.
<b>12.5 Results of PBT and vPvB assessment :</b>	
•	Information not available for final product.
<b>12.6 Other adverse effects :</b>	
•	None known.
<b>Section 13 - DISPOSAL CONSIDERATIONS</b>	
• <b>Disposal of product :</b>	Small amounts can be burned after pouring on dry sand. Larger quantities can be atomized into an approved type combustion chamber. Dispose of in accordance with all local regulations.
• <b>Disposal of packaging :</b>	Disposal must be made according to official regulations. Packaging may be reused or recycled after cleaning.
<b>Section 14 - TRANSPORT INFORMATION</b>	
The product is not classified as hazardous to transport per Land transport (ADR/RID), Marine transport (IMDG), Air transport ICAO/IATA, and Department of Transportation (DOT).	
• <b>UN Number:</b>	Not applicable
• <b>UN proper shipping name:</b>	Not regulated
• <b>Transport hazard class:</b>	Not applicable. Not classified as dangerous for transport.
• <b>Packing group:</b>	Not regulated

# Safety Data Sheet





## Diamond Sulf OT 20 HS


<b>Environmental hazards:</b>	Prevent disposal into the drains.
-------------------------------	-----------------------------------

### Section 15 - REGULATORY INFORMATION

#### 15.1 Other Regulatory information :

- This safety datasheet complies with the requirements of Regulation (EU) No. 453/2010.
- **Safety, health and environmental regulations/legislation specific for the substance or mixture :**  
No data available.
- **Inventory Status :**  
Components of mixture listed in: US (TSCA), Europe (EINECS), New Zealand (NZIoC), Philippines (PICCS), Canada (DSL), China (IECSC), Australia (AICS).

<ul style="list-style-type: none"> <li>• <b>HMIS (Hazardous Materials Identification System) classification:</b></li> </ul>	<table border="1" style="width: 100%; border-collapse: collapse; text-align: center;"> <tr><td style="background-color: #0000FF; color: white;">Health</td><td style="background-color: #0000FF; color: white;">0</td></tr> <tr><td style="background-color: #FF0000; color: white;">Fire</td><td style="background-color: #FF0000; color: white;">0</td></tr> <tr><td style="background-color: #FFD700; color: black;">Physical Hazard</td><td style="background-color: #FFD700; color: black;">0</td></tr> <tr><td style="background-color: #FFFFFF; color: black;">Personal Protection</td><td style="background-color: #FFFFFF; color: black;">C</td></tr> </table>  <div style="display: flex; justify-content: center; align-items: center; gap: 10px;"> <div style="text-align: center;">               Safety Glasses         </div> <div style="text-align: center;">+</div> <div style="text-align: center;">               Gloves         </div> <div style="text-align: center;">+</div> <div style="text-align: center;">               Protective Apron         </div> </div> <p>C =</p>	Health	0	Fire	0	Physical Hazard	0	Personal Protection	C
Health	0								
Fire	0								
Physical Hazard	0								
Personal Protection	C								

<ul style="list-style-type: none"> <li>• <b>NFPA (National Fire Protection Association) classification:</b></li> </ul>	  <table border="1" style="width: 100%; border-collapse: collapse; text-align: left;"> <tr><td style="background-color: #0000FF; color: white;">0 = Poses no health hazard, no precautions necessary and would offer no hazard beyond that of ordinary combustible materials</td></tr> <tr><td style="background-color: #FF0000; color: white;">0 = Materials that will not burn under typical fire conditions.</td></tr> <tr><td style="background-color: #FFD700; color: black;">0 = Normally stable.</td></tr> </table>	0 = Poses no health hazard, no precautions necessary and would offer no hazard beyond that of ordinary combustible materials	0 = Materials that will not burn under typical fire conditions.	0 = Normally stable.
0 = Poses no health hazard, no precautions necessary and would offer no hazard beyond that of ordinary combustible materials				
0 = Materials that will not burn under typical fire conditions.				
0 = Normally stable.				

#### 15.2 Chemical Safety Assessment:

- A chemical safety assessment has been carried out for the substance or the mixture by the supplier (LR) - No

### Section 16 – OTHER INFORMATION

# Safety Data Sheet

## Diamond Sulf OT 20 HS

<b>16.1 Technical Advice:</b>
<ul style="list-style-type: none"> <li>• Use data given in this Safety Data Sheet and make an inventory list of all chemicals used in the factory;</li> </ul>
<ul style="list-style-type: none"> <li>• Create a Register for Workplace Chemicals;</li> </ul>
<ul style="list-style-type: none"> <li>• Set priorities concerning the safety in the organization;</li> </ul>
<ul style="list-style-type: none"> <li>• Create emergency plans for the assessed hazards;</li> </ul>
<ul style="list-style-type: none"> <li>• Organize occupational health care and regular surveys as necessary;</li> </ul>
<ul style="list-style-type: none"> <li>• Organize contacts with authorities/laboratories to create a monitoring system for chemical hazards, and to reliably measure and/or estimate occupational exposures to chemicals when needed;</li> </ul>
<ul style="list-style-type: none"> <li>• Start collecting case studies of accidents and sickness records in the enterprise to create a basis for priority measures in the control of hazards;</li> </ul>
<ul style="list-style-type: none"> <li>• Involve workers in safety organizations, such as the system of Safety Representatives and Committees;</li> </ul>
<ul style="list-style-type: none"> <li>• Do regular inspection using checklists made for the particular chemicals and chemical processes in use;</li> </ul>
<ul style="list-style-type: none"> <li>• Mark and label all chemicals;</li> </ul>
<ul style="list-style-type: none"> <li>• Keep at hand an inventory list of all chemicals handled in the place of work together with a collection of Chemical Safety Data Sheets for these chemicals;</li> </ul>
<ul style="list-style-type: none"> <li>• Train workers to read and understand the Chemical Safety Information, including the health hazards and routes of exposure; train them to handle dangerous chemicals and processes with respect;</li> </ul>
<ul style="list-style-type: none"> <li>• Plan, develop and choose the safe working procedures;</li> </ul>
<ul style="list-style-type: none"> <li>• Reduce the number of people coming into contact with dangerous chemicals;</li> </ul>
<ul style="list-style-type: none"> <li>• Reduce the length of time and/or frequency of exposure of workers to dangerous chemicals;</li> </ul>
<ul style="list-style-type: none"> <li>• Train workers to know and understand the emergency procedures;</li> </ul>
<ul style="list-style-type: none"> <li>• Equip and train workers to use personal protective equipment properly after everything possible has been done to eliminate hazards by means of other methods;</li> </ul>
<b>16.2 List of relevant R phrases:</b>
Product classified as non-hazardous so no relevant R phrases.